

Rimlock Deadlatch



Whitco[®]
SECURING YOUR HOME™

10YEAR MECHANICAL WARRANTY

whitco.com.au

Whitco Double Cylinder Deadlatch

Application / Description

Double Cylinder Deadlatch with safety release.

Features and Specifications

- **Safety Release™** feature automatically unlocks inside knob on entry
- Suits left or right hand opening doors
- Suits inward opening timber frame doors or inward opening metal frame doors with optional metal frame strike
- Door thickness range 30 mm to 45 mm
- 60 mm cylinder backset
- Locking bolt automatically deadlatches when door is closed
- Stainless steel latchbolt resists cutting
- Holdback feature, can be operated by either the inside turn knob or by the external key
- Can be key locked in holdback position
- Concealed anchorage points including a door frame strengthener
- Key required to lock the knob
- Meets requirements of Australian door lock standard AS4145.2 – 1993

Available in Display and Trade Packs.

Keying

- 5 pin tumbler mechanism inside and out with brass cylinders and barrels
- Supplied individually keyed with 2 keys per lock
- 78 000 key combinations

Standard Finishes

Bright Gold	02
Satin Chrome	05
Bright Chrome	08
Matt Black	17

Non Standard Finishes

Other finishes are not available.

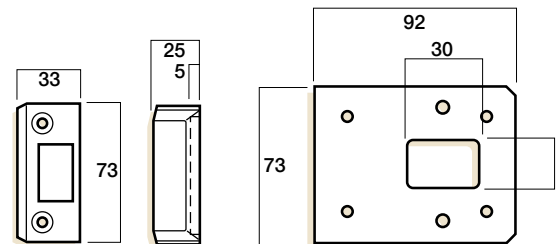
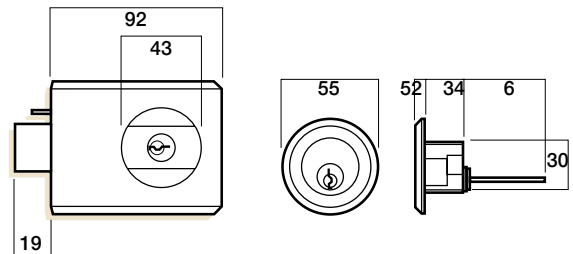
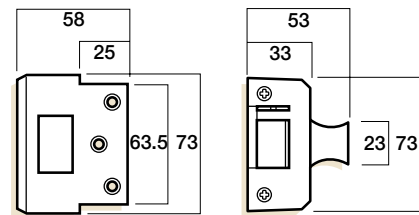
Accessories

Metal Frame Strike Kit Satin Chrome	W752405
3mm Packer Plate Black	W752617
External Rim Cylinder Available in Polished Brass 06, Bright Chrome 08	W7529..
External Cylinder Ring Satin Chrome	W784605



Timber

 External Hinged



Ordering

Display Pack

Double cylinder / Single pack W7506••

Double cylinder / Single pack Matt Black W750617

Double cylinder / Two Keyed Alike pack W7532••

Trade Pack

Double cylinder / Single pack W7541••

Double cylinder / Two Keyed Alike pack W7542••

•• Denotes finish. See price list for available pack / finish combinations

Whitco[®]

Whitco protects millions of Australian homes and offers the largest range of security and hardware products for residential doors and windows in Australia. With our proud heritage, and by offering a wide variety of locks at affordable prices, Whitco has become one of Australia's most trusted brands.

The Whitco brand is an integral part of ASSA ABLOY Australia Pty Limited, the market leader in the lock and security products industry in Australia.

ASSA ABLOY

ASSA ABLOY is the global leader in door opening solutions, dedicated to satisfying end-user needs for security, safety and convenience.

ASSA ABLOY is represented in all major regions, in both mature and emerging markets, with leading positions in Australia, Europe and North America.

As the world's leading lock group, ASSA ABLOY offers a more complete product range of door opening solutions than any other company in the market.

ASSA ABLOY Opening Solutions Australia
235 Huntingdale Road Oakleigh,
Victoria, 3166 Australia

1300 LOCK UP (1300 562 587)
whitco.com.au

ASSA ABLOY New Zealand Ltd
6 Armstrong Road
Albany, Auckland, 0632
New Zealand

nzsales@assaabloy.com
Telephone +64 9415 7111
assaabloyopeningsolutions.nz

An ASSA ABLOY Group brand

Disclaimer
Whilst every effort has been made to ensure that the information (including product images and drawings) contained in this brochure is accurate at the time of publication, ASSA ABLOY Australia Pty Limited ("ASSA ABLOY") recommends that you consult ASSA ABLOY or its agents prior to placing an order to ascertain current information on specific products, as ASSA ABLOY reserves the right to make changes without notice. ASSA ABLOY will not be liable for any injury, loss or damage whatsoever, arising from any errors or omissions in the information contained in the brochure or arising from the use or application of the information contained herein. © 2021 copyright by ASSA ABLOY All rights reserved